

A guide to creating custom reports using
Maryland's Behavioral Risk Factor Surveillance
System (BRFSS)

Prepared by



January, 2012

How to create custom reports using Maryland's Behavioral Risk Factor Surveillance System (BRFSS)

This report will walk you through the steps of conducting a cross tabulation of 2 variables. For illustrative purposes, imagine that you have been asked to determine the percentage of male and female smokers in the State of Maryland. We have created a manual for using the Maryland BRFSS databases which will allow you to answer this and a variety of other questions. Just follow the simple steps outlined below.

Step 1: Go to: <http://www.marylandbrfss.org>

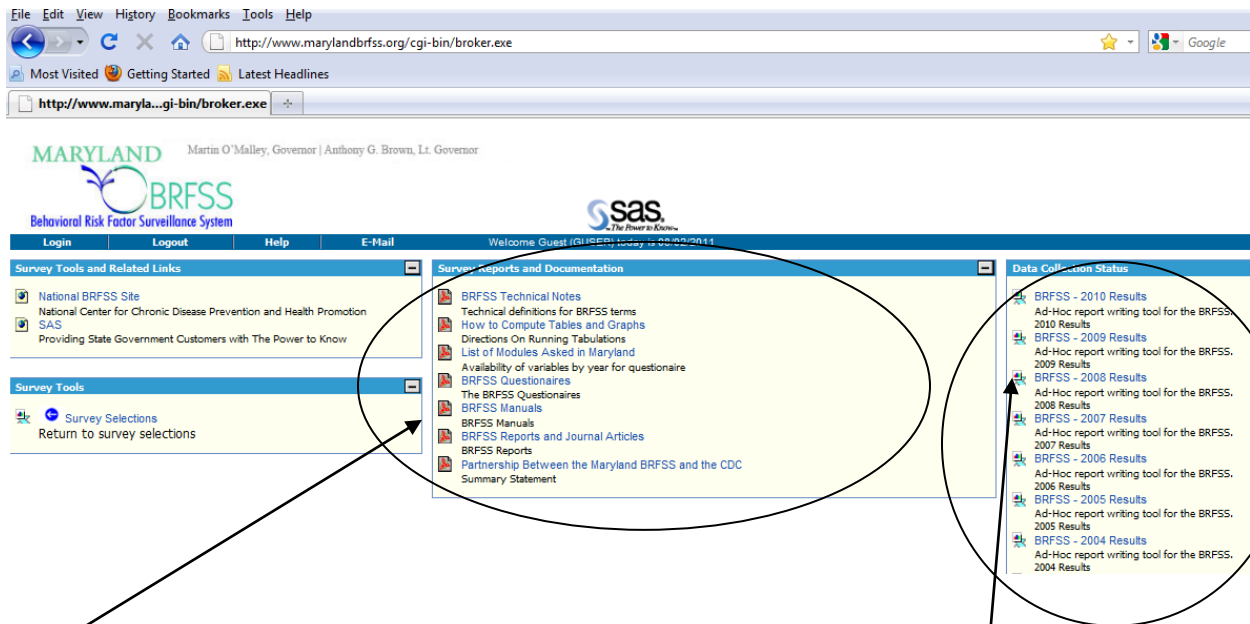
The screenshot shows a web browser window with the URL <http://www.marylandbrfss.org/cgi-bin/broker.exe>. The page header includes the Maryland state logo, the text "Martin O'Malley, Governor | Anthony G. Brown, Lt. Governor", and the BRFSS logo "Behavioral Risk Factor Surveillance System". A navigation bar contains links for "Login", "Logout", "Help", and "E-Mail", along with a welcome message: "Welcome Guest (GUSER) today is 08/02/2011". Below the navigation bar is a "Survey Reports" section with three items:

- MARYLAND Behavioral Risk Factor Surveillance System
- MCS Maryland Cancer Surveys
Data is only for people 40 years and older and does not include county specific information.
- Maryland Youth Tobacco Surveys

A black arrow points from the "MCS Maryland Cancer Surveys" link to the BRFSS logo in the top header.

Step 2: To access the Maryland BRFSS databases, click on

Below is a screen shot of what the BRFSS homepage will look like.














These links provide more information on the BRFSS, including manuals, reports and technical notes. There is a helpful (downloadable pdf) report with directions for running tabulations.

This section has links to the BRFSS databases by year.

Here's a close-up of the Data Collection Status section.

Data Collection Status

-  [BRFSS - 2010 Results](#)
Ad-Hoc report writing tool for the BRFSS, 2010 Results
-  [BRFSS - 2009 Results](#)
Ad-Hoc report writing tool for the BRFSS, 2009 Results
-  [BRFSS - 2008 Results](#)
Ad-Hoc report writing tool for the BRFSS, 2008 Results
-  [BRFSS - 2007 Results](#)
Ad-Hoc report writing tool for the BRFSS, 2007 Results
-  [BRFSS - 2006 Results](#)
Ad-Hoc report writing tool for the BRFSS, 2006 Results
-  [BRFSS - 2005 Results](#)
Ad-Hoc report writing tool for the BRFSS, 2005 Results
-  [BRFSS - 2004 Results](#)
Ad-Hoc report writing tool for the BRFSS, 2004 Results
-  [BRFSS - 2003 Results](#)
Ad-Hoc report writing tool for the BRFSS, 2003 Results
-  [BRFSS - 2002 Results](#)
Ad-Hoc report writing tool for the BRFSS, 2002 Results
-  [BRFSS - 2001 Results](#)
Ad-Hoc report writing tool for the BRFSS, 2001 Results
-  [BRFSS - 2000 Results](#)
Ad-Hoc report writing tool for the BRFSS, 2000 Results

Step 3: Click on the year you want to analyze. In this illustration, we will choose Results from the 2010 BRFSS.

BRFSS - 2010 Results Report, 9185 Records Found	
Change Reporting Database: BRFSS2010 <input type="button" value="Load Database"/>	
Column Variable	
No Col Crossing Value, Please select a value	
Row Variable	
No Row Crossing Value	
Control Variable	
No Row Control Variable Value	
Analysis Variable(s)	
FINAL WEIGHT SPLIT 2	
Choose County: <ul style="list-style-type: none">Maryland StatewideALLEGANYANNE ARUNDELBALTO COUNTYCALVERTCAROLINE	Choose Year: <ul style="list-style-type: none">2010
<input checked="" type="radio"/> Row Tables <input type="radio"/> Column Tables <input type="radio"/> Both Tables <input type="checkbox"/> Include Missing Records?	
<input type="button" value="Run Tabulate"/>	

BRFSS - 2010 Results Report: 9185 Records Found

Change Reporting Database: BRFSS2010

Column Variable

No Col Crossing Value, Please select a value ▼

Row Variable

No Row Crossing Value ▼

Control Variable

No Row Control Variable Value ▼

Analysis Variable(s)

Choose County:

- Maryland Statewide
- ALLEGANY
- ANNE ARUNDEL
- BALTO COUNTY
- CALVERT
- CAROLINE

Choose Year:

2010

Row Tables
 Column Tables
 Both Tables
 Include Missing Records?

Let's take a closer look. Click on column or row arrows to see all of the available variables (see below).

BRFSS - 2010 Results Report: 9185 Records Found

Change Reporting Database: BRFSS2010

Column Variable

No Col Crossing Value, Please select a value

No Col Crossing Value, Please select a value

ALCOHOL: BINGE DRINKERS (MALES HAVING FIVE OR MORE AND FEMALES HAVING FOUR OR MORE DRINKS

ALCOHOL: CHRONIC DRINKING-MEN HAVING MORE THAN 2 DRINKS AND FEMALES 1 DRINK PER DAY

ALCOHOL: DRINKING AND DRIVING-DROVE ONE OR MORE TIMES IN THE PAST MONTH AFTER HAVING TOO M

ASTHMA-ADULT: DO YOU STILL HAVE ASTHMA?

ASTHMA-ADULT: DO YOU STILL HAVE ASTHMA?, INCLUDE: NEVER HAD ASTHMA

ASTHMA-ADULT: EVER BEEN TOLD BY A DOCTOR OR OTHER HEALTH PROFESSIONAL THAT YOU HAD ASTHMA?

ASTHMA-CHILDHOOD: DOCTOR EVER DIGNOSED CHILD WITH ASTHMA?

ASTHMA-CHILDHOOD: DOES THE CHILD STILL HAVE ASTHMA?

ASTHMA-CHILDHOOD: DOES THE CHILD STILL HAVE ASTHMA? INCLUDE: NEVER HAD ASTHMA

CARDIOVASCULAR: HAS A DR. EVER TOLD YOU THAT YOU HAD A HEART ATTACK (MYOCARDIAL INFARCTION

CARDIOVASCULAR: HAS A DR. EVER TOLD YOU THAT YOU HAD A STROKE?

CARDIOVASCULAR: HAS A DR. EVER TOLD YOU THAT YOU HAD ANGINA OR CORONARY DISEASE?

CHILD DEMOGRAPHICS: AGE IN YEARS

CHILD DEMOGRAPHICS: GENDER

CHILD DEMOGRAPHICS: PERCENTILE FOR BODY MASS INDEX-FOR-AGE, AGE 2 TO < 18

CHILD DEMOGRAPHICS: RACE OF THE CHILD

CHILD HUMAN PAPILLOMA VIRUS (HPV): HAS CHILD EVER HAD AN HPV VACCINATION?

CHILD HUMAN PAPILLOMA VIRUS (HPV): HOW MANY SHOTS DID THE CHILD RECEIVE?

CHILD IMMUNIZATIONS: DURING THE LAST 12 MONTHS, HAS YOUR CHILD HAD A SEASONAL FLU VACCINAT

Step 4. Choose Column Variable and Row Variable to Tabulate.

In this illustration, we want to know what percentage of men and women are current smokers in the State of Maryland.

Under Column, we will choose Tobacco: Current Smoker (Smoked at least 100 cigarettes in their lifetime and currently smoking)

Under Row Variable, we will choose Demographics: Gender

The screenshot shows a web-based interface for generating a report. At the top, a yellow banner reads "BRFSS - 2010 Results Report: 9185 Records Found". Below this, there is a "Change Reporting Database" dropdown set to "BRFSS2010" and a "Load Database" button. The main configuration area includes several dropdown menus: "Column Variable" is set to "TOBACCO: CURRENT SMOKER (SMOKED AT LEAST 100 CIGARETTES IN THEIR LIFETIME AND CURRENTLY SM)", "Row Variable" is set to "DEMOGRAPHICS: GENDER", and "Control Variable" is set to "No Row Control Variable Value". The "Analysis Variable(s)" dropdown is set to "FINAL WEIGHT". Below these are two selection boxes: "Choose County:" with a list including "Maryland Statewide" (highlighted in blue), "ALLEGANY", "ANNE ARUNDEL", "BALTO COUNTY", "CALVERT", and "CAROLINE"; and "Choose Year:" with "2010" selected. At the bottom, there are radio buttons for "Row Tables" (selected), "Column Tables", and "Both Tables", along with a checkbox for "Include Missing Records?". A "Run Tabulate" button is located at the bottom center. An oval highlights the "Choose County:" dropdown, and an arrow points from the text below to the "Run Tabulate" button.

Step 5: Choose Statewide or Individual County. In this illustration, we are interested in knowing the percentage of smokers that are men and women in the State of Maryland, so we choose Maryland Statewide.

Click Run Tabulate

Step 6: Examine your Results

MARYLAND BEHAVIORAL RISK FACTOR SURVEILLANCE SYSTEM

COLUMN = TOBACCO: CURRENT SMOKER (SMOKED AT LEAST 100 CIGARETTES IN THEIR LIFETIME AND CURRENTLY SMOKE)
 ROW = DEMOGRAPHICS: GENDER

Maryland Statewide

Years Requested: 2010

DEMOGRAPHICS: GENDER		YES	NO	TOTAL
MALE	n	516	2,905	3,421
	%	17.3	82.7	100.0
	CI	(15.8 - 18.9)	(81.2 - 84.3)	.
	N	354,297	1,697,772	2,052,070
FEMALE	n	765	4,963	5,728
	%	13.4	86.6	100.0
	CI	(12.3 - 14.5)	(85.5 - 87.7)	.
	N	301,289	1,949,397	2,250,687
TOTAL	n	1,281	7,868	9,149
	%	15.2	84.8	.
	CI	(14.3 - 16.1)	(83.9 - 85.7)	.
	N	655,586	3,647,170	4,302,756

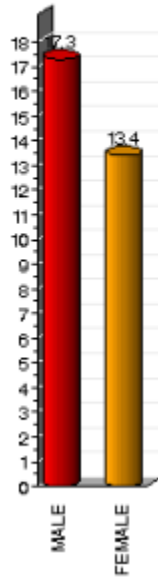
[Build Another Query](#)
[Print](#)
[Download to Excel](#)
[View Vertical Bar Graph](#)
[View Horizontal Bar Graph](#)

17.3% of men and 13.4% of women are current smokers in the State of Maryland

Clicking on View Vertical Bar Graph and View Horizontal Bar Graphs will provide the following graphs

Vertical Bar Graph

MARYLAND BEHAVIORAL RISK FACTOR SURVEILLANCE SYSTEM
COLUMN = TOBACCO: CURRENT SMOKER (SMOKED AT LEAST 100 CIGARETTES IN THEIR LIFETIME AND CURRENTLY SMOKE)
ROW = DEMOGRAPHICS: GENDER
COUNTIES = Maryland Statewide YEARS = 2010
TOBACCO: CURRENT SMOKER (SMOKED AT LEAST 100 CIGARETTES IN THEIR LIFETIME AND CURRENTLY SMOKE)=YES



Horizontal Bar Graph

MARYLAND BEHAVIORAL RISK FACTOR SURVEILLANCE SYSTEM
COLUMN = TOBACCO: CURRENT SMOKER (SMOKED AT LEAST 100 CIGARETTES IN THEIR LIFETIME AND CURRENTLY SMOKE)
ROW = DEMOGRAPHICS: GENDER
COUNTIES = Maryland Statewide YEARS = 2010
TOBACCO: CURRENT SMOKER (SMOKED AT LEAST 100 CIGARETTES IN THEIR LIFETIME AND CURRENTLY SMOKE)=YES

